


FREEBIE DESIGN: This pattern provided for your personal enjoyment. Needlework shops are free to distribute this chart to their customers and classes as they wish. Also, it is available to stitchers that stitch for charity.

A COLORFUL WORLD OF BLACKWORK



STITCHIN'SPIRATION


Post Office Box 1571
 Mechanicsville, VA 23116 USA
 (804) 368-7751
 ADMIN@STITCHINSPIRATION.COM
 WWW.STITCHINSPIRATION.COM

Facebook: /STITCHINSPIRATION
 Pinterest: /SAMRUDKIN
 Twitter: @STITCHINSPIRED

© 2004 DESIGNS BY SALLY RUDKIN ALL RIGHTS RESERVED.

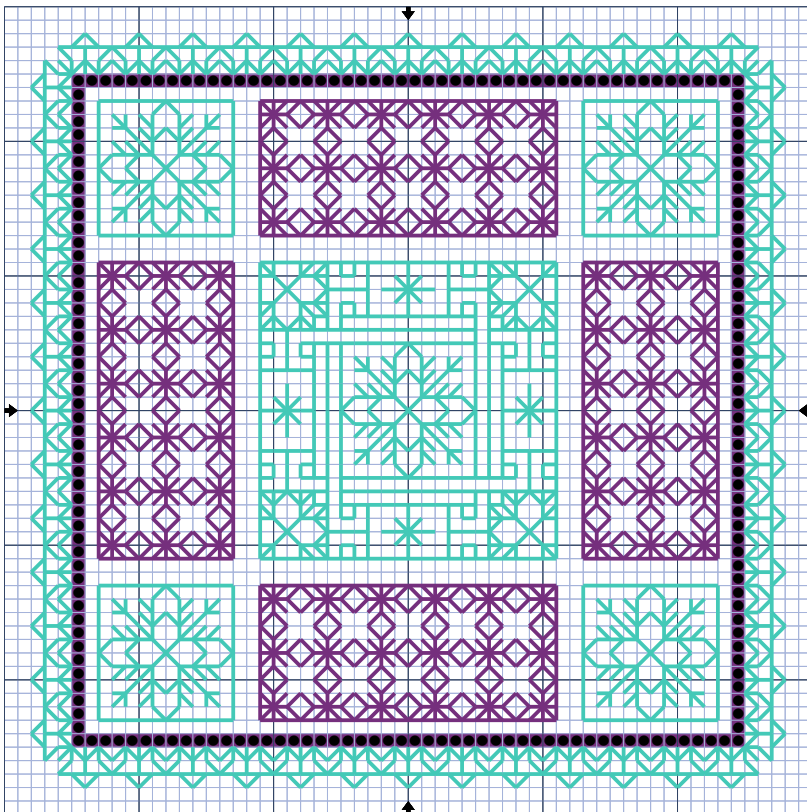
© 2004 SALLY RUDKIN. ALL RIGHTS RESERVED.
 WEB WWW.STITCHINSPIRATION.COM

**NEEDLEWORK BUILDING BLOCKS
 MAGGY'S GARDEN**



DESIGNS BY SALLY RUDKIN



NBB-6001 NEEDLEWORK BUILDING BLOCKS - MAGGY'S GARDEN



PROJECT SIZE

Stitches	56 Square
14 Count	4" Square
16 Count	3-1/2" Square
18 Count	3" Square
22 Count	2-1/2" Square

THREAD USAGE

-  Dinky Dyes—#40 Daydream
-  Rainbow Gallery—Mandarin #M866

MODEL INFORMATION

Fabric	Charles Craft Cotton Aida,(18 count) White
Thread	Rainbow Gallery, Mandarin 6-Ply bamboo floss Dinky Dyes Silk Embroidery Thread
Cross Stitching	Stitched in 2 strands.
Back Stitching	Stitched in 1 strands.
Credits	Kim Carter, Model Stitcher