

SAYING IT WITH BLACKWORK - LOVE - #BS-4202



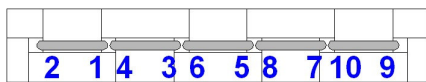
Blackwork is historically done in black thread. In today's world where we have the full range of colors, as well as the hand-dyed and variegated threads, there are countless possibilities for your project.

Do your blackwork piece in all 1 thread, or use multiple colors for the various parts of it - that's your own choice! Customize it with color as you wish.

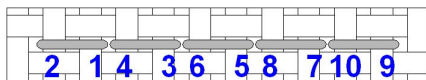
Also, there's no set rule as to the number of strands or thickness of thread you need to use. Try out a couple of options on a sample piece of your chosen fabric - you decide how fine or how bold you want the stitching to be. Use a combination by using 2 strands for the borders of your sampler areas, with 1 strand for the fills themselves.

PROJECT SIZE


| | |
|-----------------|---------------|
| Stitches | 50 Square |
| 14 Count | 3-1/2" Square |
| 16 Count | 3-1/8" Square |
| 18 Count | 2-3/4" Square |
| 22 Count | 2-1/4" Square |



Back Stitch - Over 1



Back Stitch - Over 2



This pattern provided for FREE from Sally Rudkin and Stitchin'spiration for your personal enjoyment. Needlework shops are free to distribute this chart to their customers and classes as they wish. Also, it is available to stitchers that stitch for charity.

CHART MUST NOT BE SOLD OR PROFIT MADE FROM IT, OTHER THAN FOR CHARITABLE MEANS.